

# switchee

The Smart Thermostat for  
Affordable Housing

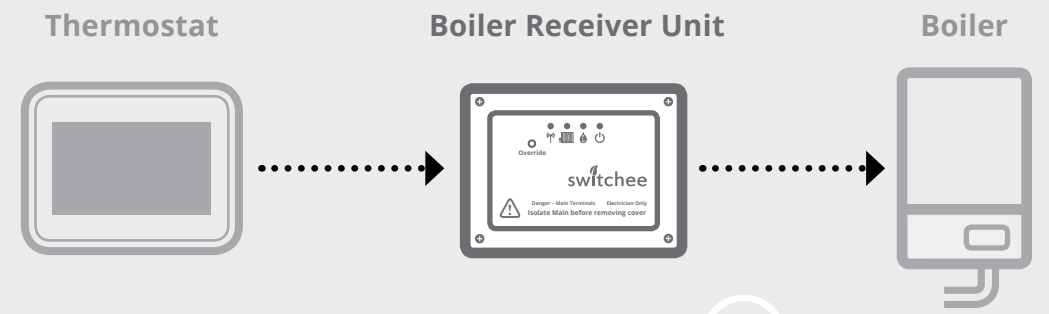


Welcome to  
your new Switchee

Switchee User Guide

# The Switchee Boiler Receiver Unit

The **Switchee Boiler Receiver Unit** passes on heating/hot water commands from the **Switchee thermostat** to your boiler. It is connected to your boiler and is usually located near your boiler or hot water tank.



On the **Switchee Boiler Receiver Unit** there are four icons with lights above them...



### Wireless

If your **Switchee thermostat** is installed wirelessly there will be a green light when connected.



### Heating

When you put the **temperature up** the red light will come ON. It will turn OFF when the **desired temperature** is reached and/or the heating is turned OFF



### Hot Water

If your **Switchee thermostat** controls your hot water, the red light will come on when the **hot water** is turned ON.

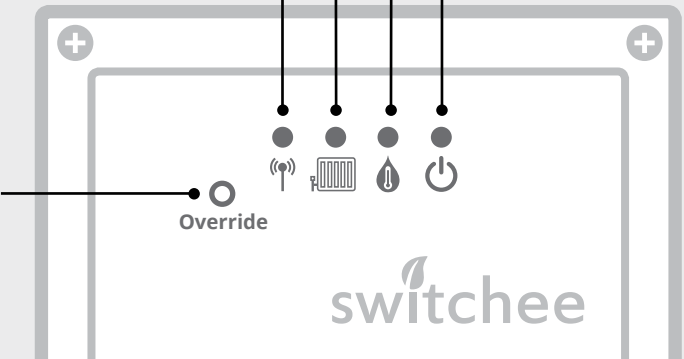


### Power


When power to the **Switchee Boiler Receiver Unit** is ON, a green light will light up above the icon.

### Override Button

Should your **Switchee thermostat** become unresponsive, you have the back-up of turning your heating (and if applicable hot water) ON/OFF by pressing this button the appropriate number of times.




# switchee

 [www.switchee.co/residents](http://www.switchee.co/residents)

 [support@switchee.co](mailto:support@switchee.co)

 Switchee Ltd, Base KX 103c Camley Street, London N1C 4PF

 0800 133 7957



[ico.org.uk/yourdatamatters](http://ico.org.uk/yourdatamatters)

